



**Contract  
Furniture  
Solutions**

# Dining Tables



# Dining Table Range

## Information Sheet

### Available Top Sizes

- 700mm Square Or Round
- 800mm Square Or Round
- 900mm Square Or Round
- 1050mm Square Or Round
- 1200mm Square Or Round
  
- 1200mm x 750mm  
Rectangular
- 1500mm x 750mm  
Rectangular
- 1800mm x 750mm  
Rectangular
  
- Other Sizes Available On  
Request\*\*



### Features

- Available in veneered White Ash top (Standard) or High Pressure Laminate top (HPL)
- Hardwood Legs
- 18mm Or 25mm Thick Top Option
- 25mm Rails
- Radiused Corners
- Bull Nosed Edges
- Dual Bolted Bracket System
- Nylock Nuts
- Range of 6 Standard Wood Stains
- Range Of 4 Leg Designs
- White Dementia Top Edge Option\*\*
- Colour Matching Service Available\*\*

\*\*Additional Charge Will Apply

# Dining Table Range

## Information Sheet

Straight Leg



Tapered Leg



Turned Leg



Chunky Leg



# Dining Table Range

## Information Sheet


### Standard Top Wood Colours




Beech




Grey



Oak



Natural



Walnut




Wenge


### High Pressure Laminate Top (HPL) Wood Colours




Beech




Grey




Oak



Natural



Walnut



Wenge